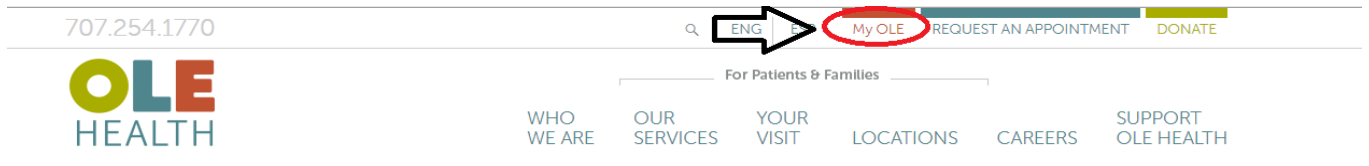


How to activate and access the OLE Health Patient Portal

You will need the User ID and Password given to you upon enrollment (provided on paper and email)

Use a web browser on a computer to activate your account.

1. Go to www.olehealth.org. At the top of the page, click on My OLE.



2. Under My OLE, click on the "My OLE Health Patient Portal here" link:

My OLE

My OLE Health allows patients (18 years and older) to have better communication with their health center by allowing access from anywhere with an internet connection.

Log in to [My OLE Health Patient Portal here](#)



3. At the login screen, enter provided User Name and Password.

If you are logging for the first time, you will be prompted to fill out a User Validation form. You may choose to enter your date of birth **OR** your phone number.

4. You will then be prompted to create a new password & set up a security question for your account.

5. Please **read & agree to two consent forms**. (check mark the box indicating you have read the information, and click Agree)

eClinicalworks Consent form Practice Consent Form

Purpose:

OLE Health provides this Web site to allow our patients and other users to view health-related information, communicate with our providers, our staff and each other, arrange for clinical and health plan services and access additional services.

The information provided on this Web site is not a substitute for the advice of your personal physician or other qualified health care professional. Always seek the advice of your physician or other qualified health care professional with any questions you may have regarding medical symptoms or a medical condition.

I have read the consent form and the above information.

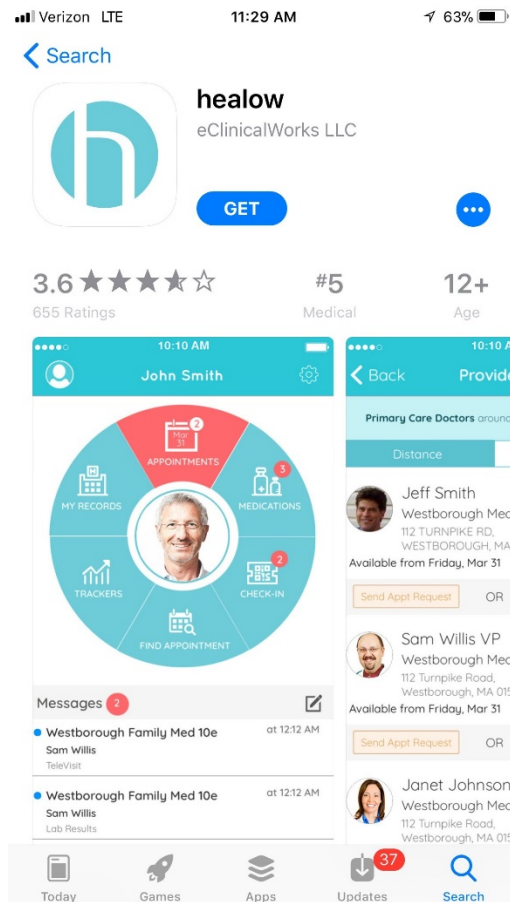
Agree Disagree

6. Click OK in the pop-up box

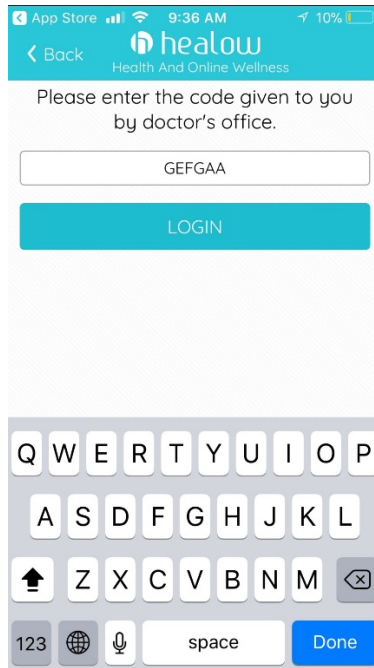
You have successfully activated your My OLE Patient Portal account

Install the app on your smart phone


1. From the app store (iTunes or Google Play), search for “healow”



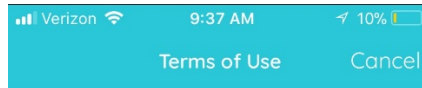
2. Once you've installed the app, open the app, allow the app to send you notifications.
3. At the bottom of the app, click on Get Started.
4. Allow the app to access your location.
5. To sign into your portal account, enter the code given to you by the front desk.
The OLE Health code is: **GEFGAA**



When the code is entered correctly, you will be brought to the OLE patient portal login page. Use your credentials given to you by OLE Health staff to login (don't forget to use the new password created while activating your account)



Please read the terms & conditions and click to verify that you agree.



TERMS OF USE AGREEMENT

Ownership and Purpose of Application:

The Healow application (the "Application"), powered by eClinicalWorks, is owned and operated by eClinicalWorks, LLC ("ECW"). The Application's purpose is to provide a secure network that will assist patients in managing their medical records, prescriptions, doctors' appointments and other healthcare related items from their mobile phones or tablets in order to assist them in obtaining improved quality, safety, and efficiency of care. The Application will interact with Healow.com and other websites and portals owned and operated by ECW or its affiliates (the "Sites").

Terms and Conditions:

This Terms of Use Agreement ("Terms of Use")

[I agree to the terms & conditions](#)

Lastly, choose a four-digit PIN that you will use to unlock your app.

You have successfully activated your HEALOW application